



Modular Storage Tray Sets

# Wagons & Chests Tool Sets (FA Series)



Full-extension ball bearing  
drawer slides open and  
close easier



## Heavy Duty Wheels

- 125mm diameter for easy crossing of obstacles
- Non-protruding wheels for easy manoeuvring around the workshop
- Two fixed wheels and two castors, one with brake



Anti-shock protection on  
all four corners



Central locking with two  
reversible keys provide  
security





1

### T47140 177pc 7-Drawer Wagon Professional Tool Set



T47201

Ball Bearing Slide Construction

### Fits-All Sockets & Wrenches

SAE & Metric, 6pt/8pt/12pt  
Hex/Spline/E-TX/Square

One Socket  
Fits All Nuts & Bolts



Measurement	Width	Depth	Height
Dimension (w/ Casters)	30.2" 766mm	18.3" 465mm	38.4" 975mm
5-Drawer	21" 533mm	15.4" 391mm	2.3" 58mm
1-Drawer	21" 533mm	15.4" 391mm	5.1" 128mm
1-Drawer	21" 533mm	15.4" 391mm	7.7" 195mm



T45997

T45847

T40596



T42674

T42676

T22937



T28593

T28946

T28949



T32795

T29642

T20684

**T47141 231pc 7-Drawer Wagon Professional Tool Set (Metric)**
**1**

Measurement	Width		Depth		Height	
Dimension (w/ Casters)	30.2"	766mm	18.3"	465mm	38.4"	975mm
5-Drawer	21"	533mm	15.4"	391mm	2.3"	58mm
1-Drawer	21"	533mm	15.4"	391mm	5.1"	128mm
1-Drawer	21"	533mm	15.4"	391mm	7.7"	195mm


**T45120**
**T45429**
**T45495**

**T47201**
**Ball Bearing Slide Construction**

**A5617**
**T40596**
**T40694**

**T28593**
**T28946**
**T28949**

**T22937**
**T32795**
**T18408**

**T23347**
**T29642**
**T20684**





1

### T47142 316pc 8-Drawer Wagon Professional Tool Set



**T47207**

Each Drawer Fits 4 Tool Tray Sets

### Fits-All Sockets & Wrenches

**SAE & Metric, 6pt/8pt/12pt  
Hex/Spline/E-TX/Square**

**One Socket  
Fits All Nuts & Bolts**



Measurement Dimension (w/ Casters)	Width	Depth	Height
7-Drawer	32.9" 835mm	24.4" 620mm	40.5" 1030mm
1-Drawer	28.0" 710mm	15.4" 391mm	2.8" 70mm
2-Side Table	28.0" 710mm	15.4" 391mm	5.5" 140mm
1-Side Drawer	13.8" 350mm	15.0" 380mm	12.7" 325mm
1-Bottom Drawer	4.0" 100mm	23.5" 600mm	1.7" 45mm



**T45997**



**T45847**



**T45495**



**T33226**



**A5617**



**T29642**



**T41486**



**T42674**



**T42676**



**T40597**



**T40694**



**T22937**



T47142 Continue -

1



T32795



T32191



T28593



T28946



T46062



T28949



T22905



T22906



T29587



T18408



T23347



T20684



Ball Bearing Slide Construction

Sturdy extension side table

Side wall drawer for storage of long shaped tools



Push-button opens bottom drawer for parts storage



**1**
**T47108 122pc 4-Drawer Chest Professional Tool Set (Metric)**

**T47200**



Measurement	Length	Width	Height
Dimension	27.2" 690mm	18.3" 465mm	15.7" 400mm
4-Drawer	21" 533mm	15.4" 391mm	2.3" 58mm


**T45120**

**T45429**

**T42674**

**T40597**

**T28946**

**T28593**

**T28949**

**T32795**

**T20684**

**T47200** Tool Chest can be mounted on top of **T47201** and **T47204** tool wagons



## T47201 7-Drawer Wagon

Measurement	Width	Depth	Height
Dimension (w/ Casters)	30.2" 766mm	18.3" 465mm	38.4" 975mm
5-Drawer	21" 533mm	15.4" 391mm	2.3" 58mm
1-Drawer	21" 533mm	15.4" 391mm	5.1" 128mm
1-Drawer	21" 533mm	15.4" 391mm	7.7" 195mm

Ball Bearing Slide Construction



Ball Bearing Slide Construction

## T47200 4-Drawer Chest

- ABS worktop
- 4-Drawer on telescopic full-extension ball-bearing slides open and close easier as load increases
- 2 built-in lifting handles on the sides of the chest
- Centralized security locking and drawer catch system
- Anti-shock protection on all four corners

Measurement	Width	Depth	Height
Dimension	27.2" 690mm	18.3" 465mm	15.7" 400mm
4-Drawer	21" 533mm	15.4" 391mm	2.3" 58mm

## T47204 4-Drawer Wagon w/ Compartment

Measurement	Width	Depth	Height
Dimension (w/ Casters)	30.2" 766mm	18.3" 465mm	38.4" 975mm
3-Drawer	21" 533mm	15.4" 391mm	2.3" 58mm
1-Drawer	21" 533mm	15.4" 391mm	5.1" 128mm
1-Compartment	22.4" 570mm	16.1" 410mm	13" 330mm

Ball Bearing Slide Construction







1

### T47207 8-Drawer Professional Tool Wagon



Ball Bearing Slide Construction

- Heavy-duty galvanized steel construction
- Centralized security locking and drawer catch system
- Each drawer fits 4 tool tray sets
- Tough, impact-resistant cover plate
- Sturdy extension side tables
- Push-button opens bottom drawer for parts storage
- Side wall drawer for storage of long shaped tools
- Anti-shock absorbers on all 4 walls
- Wide bottom increases cart stability and withstand heavy weight
- Safety lock system prevents more than one drawer opening at the same time

Measurement	Width		Depth		Height	
Dimension (w/ Casters)	32.9"	835mm	24.4"	620mm	40.5"	1030mm
7-Drawer	28.0"	710mm	15.4"	391mm	2.8"	70mm
1-Drawer	28.0"	710mm	15.4"	391mm	5.5"	140mm
2-Side Table	13.8"	350mm	15.0"	380mm		
1-Side Drawer	4.0"	100mm	23.5"	600mm	12.7"	325mm
1-Bottom Drawer	17.7"	450mm	16.3"	415mm	1.7"	45mm

### T47206 6-Drawer Tool Cabinet

- Ultra heavy-duty galvanized steel worktop on a 15mm thick impact resistant wooden base
- All drawers on telescopic full-extension ball-bearing slides open and closed easier as load increases
- Centralized security locking and drawer catch system
- 1-Lockable bin (with shelf) for storing aerosols, clearing products, bulky objects, etc.

Measurement	Width		Depth		Height	
Dimension (w/ Casters)	44.5"	1130mm	22.4"	570mm	40"	1000mm
3-Drawer	21"	533mm	15.4"	391mm	2.3"	58mm
2-Drawer	21"	533mm	15.4"	391mm	5.1"	128mm
1-Drawer	21"	533mm	15.4"	391mm	7.7"	195mm



Ball Bearing Slide Construction

Ultra heavy-duty galvanized steel worktop on a 15mm thick impact resistant wooden base

1 Lockable bin (with shelf) for storing aerosols, clearing products, bulky objects, etc.

Very large diameter wheels allowing the bench to easily ride over pipes and door rails, etc.

Compatible with the square hole range of side-mounted accessories



## Workstations

1



Shutters can open and close for easy access and storage



Tool chest (T47200) is mounted under the workstation for additional storage

**T47221**

### **T47220 Workstation with Shutter Storage**

- Worktop length: 1500mm
- Surface width: 780mm
- Standard height: 830mm
- Effective shutter storage dimension: 1375 x 714 x 145mm

### **T47221 Workstation and 4-Drawer Tool Chest**

- Worktop length: 1500mm
- Surface width: 780mm
- Standard height: 830mm
- Effective shutter storage dimension: 1375 x 714 x 145mm

**1**
**T47031 compartmentalized Shelf and Paper Roll Holder**

- compartmentalized shelf great for storing nuts, nails, bolts, etc.
- Paper roll holder design for hanging paper roll (paper not included)
- Dimensions: 305 x 305 x 145mm


**T47032 Documents Holder**

- Ideal for storing drawings, charts, documents, etc.
- Dimensions: 250 x 265 x 76mm


**T47033 Dustbin**

- Convenient for storing waste
- Dimensions: 300 x 300 x 190mm


**T47034 Bottle Holder**

- Stores aerosols, cleaning products, sprays, etc.
- Dimensions: 250 x 110 x 80mm


**T47035 Side Cupboard**

- Perfect for storing long or expensive tools
- Compatible with the AmPro Hook system
- Key lock
- Dimensions: 685 x 302 x 85mm


**Divider**

- Provides compartment drawer space

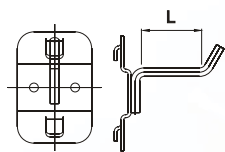


Model	Dimensions
<b>T47036</b>	391 x 58 x 4mm
<b>T47037</b>	391 x 128 x 4mm

All above accessories are compatible with the FA-Series tool wagons and chests.



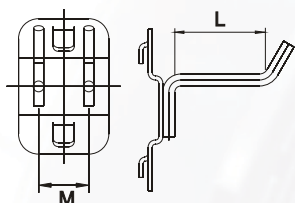
## Hooks

**1**


Model	L
<b>T49932</b>	40mm
<b>T49933</b>	75mm



## Double-Arm Hooks



Model	L x M
<b>T49934</b>	40 x 20mm
<b>T49935</b>	75 x 20mm
<b>T49936</b>	75 x 30mm



## **T47038** 12-Compartment Tray

- Size:  
390 x 170 x 45mm (15" x 3.7" x 1.8")



All above accessories are compatible with the FA-Series tool wagons and chests.

1

## Wagon Tool Tray Program



Fits All FA-Series AmPro Wagons and Chests



**T45997** 52pc 1/4" & 3/8" Dr. Fits-All Socket Set



**T45847** 22pc 1/2" Dr. Fits-All Socket Set



**T45120** 52pc 1/4" & 3/8" Dr. Socket Set (Metric)



**T45429** 22pc 1/2" Dr. Socket Set (Metric)



**T45495** 17pc 1/4", 3/8" & 1/2" Deep Socket Set (6 - 32mm)



**A5617** 21pc 1/2" Dr. Impact Socket Set (13 - 24mm)



**T33226** 22pc 1/2" Dr. Star Bit Socket & External Star Socket Set



**T41486** 14pc Geared Comb. Wrench Set (8 - 19mm)





**T42674** 14pc Fits-All Comb. Wrench Set (6 - 24mm)



**T42676** 3pc Fits-All Comb. Wrench Set (27, 30, 32mm)



**T40597** 11pc Open-End & Ratcheting Box Wrench Set (6 x 7 - 20 x 22mm)



**T40596** 10pc Open-End Wrench Set (6 x 7 - 30 x 32mm)



**T40694** 6pc "75-Degree Offset" Box Wrench Set (8 x 9 - 18 x 19mm)



**T22937** 42pc Hex & Star Wrench Set (Metric & SAE)



**T22905** 7pc T-Handle Tamper-Proof Star & Star Wrench Set



**T22906** 7pc T-Handle Ball Point & Hex Wrench Set (Metric)



**T28593** 5pc High Leverage Pliers Set



**T28946** 3pc Pliers and Wrench Set



**T46062** 4pc Cutters and Scraper Set



**T28949** 4pc Snap Ring Pliers Set



1



**T32795** 7pc "Power Grip"  
Screwdriver Set



**T32191** 8pc Electrical  
Screwdriver Set (VDE)



**T29642** 11pc Punch &  
Chisel Set



**T29587** 5pc Wood Chisel  
& Rasp File Set



**T18408** 9pc Professional  
File Set



**T23347** 18pc Multi-Use  
Tool Set (Saw / Screwdriver  
/ Knives / Tape Measures)



**T20684** 4pc Hammer,  
Chisel & Punch Set





# Wagons & Chests

## Tool Sets

(WA Series)





## T47130 69pc 1/4" & 3/8" Dr. Tool Set w/ 3-Tier Canti-Lever Metal Case (Metric)

- Heavy duty metal box for home and industrial use
- Professional grade tools for superior performance and durability
- 1/4" & 3/8" Dual-drive extendable ratchet
- Chrome Vanadium steel

### Canti-Lever Handle Construction

Extra Storage Space  
Underneath  
Removable Tray



Measurement	Width	Depth	Height
Dimension	16" 410mm	8.7" 220mm	11.6" 295mm

## T47131 76pc 1/4" & 1/2" Dr. Tool Set w/ 5-Tier Canti-Lever Metal Case (Metric)

- Heavy duty metal box for home and industrial use
- Professional grade tools for superior performance and durability
- 1/4" & 1/2" quick-release offset ratchets
- Chrome Vanadium steel

### Canti-Lever Handle Construction



Measurement	Width	Depth	Height
Dimension	18.5" 470mm	8.7" 220mm	14" 355mm



Extra Storage Space  
Underneath Removable Tray





## T47100 117pc 1/4" & 1/2" Dr. Professional 3-Drawer Tool Chest (Metric)

- Assortment of professional grade tools
- Chrome Vanadium steel
- 72-Tooth industrial grade ratchets
- Heavy duty tool chest w/ sliding drawers
- Bonus drawer for added storage



Heavy Duty Side Handles



Measurement	Width	Depth	Height
Dimension	21.2" 540mm	10.1" 257mm	12.9" 328mm

## T47101 126pc 1/4", 3/8" & 1/2" Dr. Professional 3-Drawer Tool Set (SAE & Metric)

- Assortment of professional grade tools
- Chrome Vanadium steel
- 72-Tooth industrial grade ratchets
- Heavy duty tool chest w/ sliding drawers
- Bonus drawer for added storage



Heavy Duty Side Handles



Measurement	Width	Depth	Height
Dimension	21.2" 540mm	10.1" 257mm	12.5" 328mm



**2**
**T47103 135pc 1/4" & 1/2" Dr. Professional 6-Drawer Tool Chest (Metric)**

Measurement	Width	Depth	Height
Dimension	26" 660mm	12" 305mm	15" 380mm
3-Drawer	6.7" 170mm	10.8" 275mm	1.6" 41mm
2-Drawer	22.4" 569mm	10.8" 275mm	1.6" 41mm
1-Drawer	22.4" 569mm	10.8" 275mm	2.5" 64mm

**Ball Bearing Slide Construction**
**Removable Tote Tray**
**T47064**
**Ball Bearing Slide Construction**
**Removable Tote Tray**
**T47064**
**T47105 99pc 1/4" & 3/8" Dr. Professional 6-Drawer Tool Chest (Metric)**

**T45033**

**T45239**

Measurement	Width	Depth	Height
Dimension	26" 660mm	12" 305mm	15" 380mm
3-Drawer	6.7" 170mm	10.8" 275mm	1.6" 41mm
2-Drawer	22.4" 569mm	10.8" 275mm	1.6" 41mm
1-Drawer	22.4" 569mm	10.8" 275mm	2.5" 64mm


**T40171**

**T28396**

**T28397**

**T22939**

**T32794**

**T23230**



## T47104 118pc 1/4", 3/8" & 1/2" Dr. Professional 5-Drawer Tool Chest (Metric)

Measurement	Width	Depth	Height
Dimension	26" 660mm	18" 455mm	19" 483mm
2-Drawer	22.7" 576mm	16.1" 410mm	1.7" 44mm
3-Drawer	22.7" 576mm	16.1" 410mm	2.1" 54mm



T45030

T45240

T45425

T47057



T47011



T40187

T28951

T28952



T32098

T18400

T20680

## T47111 57pc 1/4" & 3/8" Dr. Professional 1-Drawer Tool Trolley (Metric)

Measurement	Width	Depth	Height
Dimension (w/ Casters)	28.3" 720mm	16.1" 410mm	34.6" 880mm
1-Drawer	22.4" 569mm	10.8" 275mm	2.1" 54mm

Drawer Fits 4 Tool Tray Sets



T45033

T45239

T40171

T28396



T47072

## T47122 120pc 5-Drawer Wagon Professional Tool Set (Metric)

2



**T47062**

- Quick Release Ratchets: 1/4", 3/8", 1/2" Dr.
- 1/4" Dr. 6pt Sockets: 5.5 - 14mm
- 3/8" Dr. 6pt Sockets: 8 - 22mm
- 1/2" Dr. 6pt Sockets: 10 - 32mm
- 75-Degree Box End Wrenches:  
8 x 9 - 18 x 19mm
- Combination Wrenches:  
6 - 24mm
- Slotted Screwdrivers:  
3 x 60 - 8mm x 150mm
- Phillips Screwdrivers:  
#1 x 80, #2 x 100mm



**T45030**

**T45240**

**T45425**

Measurement	Width	Depth	Height
Dimension (w/ Casters)	26.3" 670mm	18.1" 460mm	30.3" 770mm
3-Drawer	22.7" 576mm	16.1" 410mm	2.1" 53mm
2-Drawer	22.7" 576mm	16.1" 410mm	5.3" 135mm



**T47011**



**T40693**

**T40187**

**T28951**



**T28952**

**T32098**

**T20680**




## T47125 135pc 5-Drawer Wagon Professional Tool Set



**T47062**

Ball Bearing Slide Construction



**T45996**

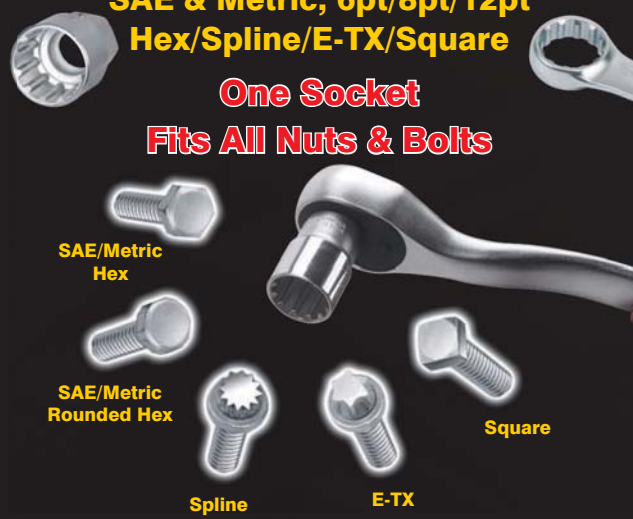


**T28964**

## Fits-All Sockets & Wrenches

**SAE & Metric, 6pt/8pt/12pt  
Hex/Spline/E-TX/Square**

**One Socket  
Fits All Nuts & Bolts**



- Quick Release Offset Ratchets: 1/4", 3/8", 1/2" Dr.
- Fits-All Sockets: 4.5 - 32mm (3/16" - 1-1/4")
- Fits-All Wrenches: 8 - 22mm (5/16" - 7/8")
- Slotted Screwdrivers:  
3 x 60 - 8mm x 150mm
- Phillips Screwdrivers:  
#1 x 80, #2 x 100mm

Measurement	Width	Depth	Height
Dimension (w/ Casters)	26.3" 670mm	18.1" 460mm	30.3" 770mm
3-Drawer	22.7" 576mm	16.1" 410mm	2.1" 53mm
2-Drawer	22.7" 576mm	16.1" 410mm	5.3" 135mm



**T47011**



**T32098**

**T23346**

**T18400**

## T47123 196pc 5-Drawer Wagon Professional Tool Set (SAE & Metric)


2



**T47062**

- Quick Release Ratchets: 1/4", 3/8", 1/2" Dr.
- 1/4" Dr. 6pt Sockets: 5/32" - 9/16", 4 - 14mm  
1/4" Dr. 6pt Deep Sockets: 1/4" - 7/16", 7 - 11mm  
3/8" Dr. 6pt Sockets: 3/8" - 7/8", 10 - 19mm  
3/8" Dr. 6pt Deep Sockets: 1/2" - 13/16", 10 - 16mm  
1/2" Dr. 6pt Sockets: 3/4" - 1-1/8", 17 - 24mm  
1/2" Dr. 6pt Deep Sockets: 3/4" - 15/16", 17 - 21mm
- Combination Wrenches:  
5/16" - 15/16", 8 - 18mm
- Slotted Screwdrivers:  
5 x 75 - 9.5mm x 200mm  
Phillips Screwdrivers:  
#1 x 75, #2 x 100mm

**Ball Bearing Slide Construction**



**T45535**

Measurement	Width	Depth	Height
Dimension (w/ Casters)	26.3" 670mm	18.1" 460mm	30.3" 770mm
3-Drawer	22.7" 576mm	16.1" 410mm	2.1" 53mm
2-Drawer	22.7" 576mm	16.1" 410mm	5.3" 135mm



**T46056**



**T28964**



## T47120 116pc 5-Drawer Wagon Professional Tool Set (Metric)

2



**T47062**

- Quick Release Offset Ratchets: 1/4", 1/2" Dr.
- 1/4" Dr. 6pt Sockets: 5.5 - 14mm
- 1/4" Dr. 6pt Deep Sockets: 6 - 13mm
- 1/2" Dr. 6pt Sockets: 10 - 32mm
- Combination Wrenches: 8 - 19mm
- Slotted Screwdrivers:  
3 x 60 - 8mm x 150mm
- Phillips Screwdrivers:  
#1 x 80, #2 x 100mm

**Ball Bearing Slide Construction**



**T45032**

**T45425**

**T40179**

Measurement	Width	Depth	Height
Dimension (w/ Casters)	26.3" 670mm	18.1" 460mm	30.3" 770mm
3-Drawer	22.7" 576mm	16.1" 410mm	2.1" 53mm
2-Drawer	22.7" 576mm	16.1" 410mm	5.3" 135mm



**T47011**



**T28951**

**T28952**

**T32098**



**T46055**

## T47119 132pc 7-Drawer Wagon Professional Tool Set (Metric)

2



**T47073**



**T47011**

- Quick Release Ratchets: 1/4", 3/8", 1/2" Dr.
- 1/4" Dr. 6pt Sockets: 5.5 - 14mm
- 3/8" Dr. 6pt Sockets: 8 - 22mm
- 1/2" Dr. 6pt Sockets: 10 - 32mm
- "75-Degree Offset" Box Wrenches:  
8 x 9 - 18 x 19mm
- Combination Wrenches:  
6 - 32mm
- Slotted Super Grip Screwdrivers:  
3 x 60 - 8mm x 150mm
- Phillips Super Grip Screwdrivers:  
#1 x 80, #2 x 100mm



Measurement	Width		Depth		Height	
Dimension (w/ Casters)	26.3"	670mm	18.1"	460mm	37"	943mm
5-Drawer	22.7"	576mm	16.1"	410mm	2.1"	53mm
2-Drawer	22.7"	576mm	16.1"	410mm	5.3"	135mm



**T45030**

**T45240**

**T45425**



**T40693**

**T40187**

**T40188**



**T28951**

**T28952**

**T28953**



**T20680**

**T18400**

**T32098**



**T47126** 155pc 7-Drawer Wagon Professional Tool Set (SAE & Metric)



**T47073**

Ball Bearing Slide Construction



**T45996**



- Fits-All Sockets: 4.5 - 32mm (3/16" - 1-1/4")
- Fits-All Wrenches: 8 - 32mm (5/16" - 1-1/4")

Measurement	Width	Depth	Height
Dimension (w/ Casters)	26.3" 670mm	18.1" 460mm	37" 943mm
5-Drawer	22.7" 576mm	16.1" 410mm	2.1" 53mm
2-Drawer	22.7" 576mm	16.1" 410mm	5.3" 135mm



**T28964**



**T47011**

**T32098**

**T23346**

**T18400**



**T47011**

**T32190**

**T42678**

**T46059**



### T47116 135pc 7-Drawer Wagon Professional Tool Set (Metric)

2



**T47073**

- Quick Release Offset Ratchets: 1/4", 3/8", 1/2" Dr.
- 1/4" Dr. 6pt Sockets: 5.5 - 14mm
- 3/8" Dr. 6pt Sockets: 8 - 22mm
- 1/2" Dr. 6pt Sockets: 10 - 32mm
- 75-Degree Box End Wrenches: 8 x 9 - 18 x 19mm
- Combination Wrenches: 6 - 32mm
- Slotted Screwdrivers: 3 x 60 - 8mm x 150mm
- Phillips Screwdrivers: #1 x 80, #2 x 100mm
- Slotted Electrical Screwdrivers:
  - 0.4 x 2.5 x 75, 0.8 x 4 x 100, 1 x 5.5 x 125,
  - 1.2 x 6.5 x 150mm
- Phillips Electrical Screwdrivers:
  - #0 x 75, #1 x 80, #2 x 100mm



**T47011**

Measurement	Width		Depth		Height	
Dimension (w/ Casters)	26.3"	670mm	18.1"	460mm	37"	943mm
5-Drawer	22.7"	576mm	16.1"	410mm	2.1"	53mm
2-Drawer	22.7"	576mm	16.1"	410mm	5.3"	135mm



**T45030**

**T45240**

**T45425**



**T40693**

**T40187**

**T40188**



**T28951**

**T28952**

**T32173**



**T20680**

**T18400**

**T32098**



**T47117 228pc 10-Drawer Wagon Professional Tool Set (Metric)**

**T47011**

**T45030**
**T45240**
**T45425**

**T45208**
**T40182**
**T40192**

**T32095**
**T18407**
**T29656**

**T46055**


Ball Bearing Slide  
Construction

**T47084**

Measurement	Length	Width	Height
Dimension (w/ Casters)	26.3" 670mm	18.1" 460mm	37.8" 960mm
6-Drawer	22.7" 576mm	16.1" 410mm	1.7" 44mm
3-Drawer	22.7" 576mm	16.1" 410mm	2.1" 54mm
1-Drawer	22.7" 576mm	16.1" 410mm	4.6" 118mm


**T28964**

**T32179**

**T40193**


## T47121 244pc 13-Drawer Wagon Tool Set (Metric)

2



**T47074**



- Fits-All Go-Thru Ratchets: 13mm, 19mm
- Fits-All Go-Thru Sockets: 4.5 - 13mm
- Fits-All Go-Thru Sockets: 10 - 19mm
- Quick Release Offset Ratchets: 1/4", 3/8", 1/2"
- 1/4" Dr. 6pt Sockets: 5.5 - 14mm
- 3/8" Dr. 6pt Sockets: 8 - 22mm
- 3/8" Dr. 6pt Deep Sockets: 7 - 11mm
- 1/2" Dr. 6pt Sockets: 10 - 32mm
- 1/2" Dr. 6pt Deep Sockets: 12 - 19mm
- Geared Combination Wrenches: 8 - 19mm
- Combination Wrenches: 6 - 32mm

Measurement	Width		Depth		Height	
Dimension (w/ Casters)	53"	1358mm	18.1"	460mm	45.3"	1150mm
10-Drawer	22.7"	576mm	16.1"	410mm	2.1"	54mm
2-Drawer	22.7"	576mm	16.1"	410mm	4.6"	118mm
1-Drawer	47.8"	1216mm	16.1"	410mm	4.6"	118mm



**T45030**

**T45240**

**T45425**



**T45207**

**T33225**

**T33224**



**T45822**

**T40941**

**T40693**



**T40187**

**T40188**

**T41489**



**T28952**

**T28953**

**T18400**



**T32098**

**T22903**

**T22904**





— Retail Program —  
Wagon / Chest Tool Tray Sets







### Wagon Tool Program

2



**A** Tray Sets - Fits WA-Series AmPro Wagons and Chests with 410mm Depth Drawers





1/3 Drawer Trays

A

2



**T45032** 35pc 1/4" Dr. Socket Set (Metric)



**T45030** 37pc 1/4" Dr. Socket Set (Metric)



**T45013** 48pc 1/4" Dr. Socket Set (Metric)



**T45240** 19pc 3/8" Dr. Socket Set (Metric)



**T45425** 22pc 1/2" Dr. Socket Set (Metric)



**T45822** 33pc 1/4" & 3/8" Dr. Fits-All Go-Thru Socket Set



**T45207** 13pc 3/8" & 1/2" Dr. Deep Socket Set (Metric)



**T45208** 23pc 3/8" & 1/2" Dr. Deep Socket, Spark Plug Socket & Stud Puller Set



**T33224** 22pc 1/2" Dr. Star Bit Socket & External Star Socket Set



**T33225** 20pc 1/2" Dr. Hex Bit Socket Set



**A5616** 21pc 1/2" Dr. Impact Socket Set (13 - 24mm)



**T40179** 18pc Combination Wrench & Hex Key Set (8 - 19mm)

## 1/3 Drawer Trays

**A**
**2**


**T41489** 14pc Geared Combination Wrench Set (8 - 19mm)



**T41480** 11pc Geared Combination Wrench Set (10 - 22mm)



**T41496** 11pc Geared Combination Wrench Set (5/16" - 15/16")



**T40182** 16pc Combination Wrench Set (6 - 21mm)



**T40192** 6pc Combination Wrench Set (22 - 27mm)



**T40941** 6pc Flexible Socket Wrench Set (8 x 9 - 18 x 19mm)



**T40187** 16pc Combination Wrench Set (6 - 24mm)



**T40188** 4pc Combination Wrench Set (27 - 32mm)



**T42677** 14pc Fits-All Combination Wrench Set (6 - 24mm)



**T42678** 4pc Fits-All Combination Wrench Set (24 - 32mm)



**T40593** 9pc Open-End Wrench Set (6 x 7 - 24 x 27mm)



**T40693** 6pc "75-Degree Offset" Box Wrench Set (8 x 9 - 18 x 19mm)





1/3 Drawer Trays

A

2



**T22903** 7pc T-Handle  
Tamper-Proof Star & Star  
Wrench Set



**T22904** 7pc T-Handle Ball  
Point & Hex Wrench Set  
(Metric)



**T28950** 3pc Pliers Set



**T28952** 3pc Pliers Set



**T28954** 3pc Insulated  
Pliers Set (VDE 1000V)



**T28951** 3pc Pliers and  
Wrench Set



**T28953** 4pc Snap Ring  
Pliers Set



**T30902** 65pc Riveter Set

**T28955** (Left-Nut  
Adjustable Wrench)



**T28963** 3pc Pliers Set



**T28965** 3pc Long Reach  
Pliers Set



**T28966** 3pc Long Reach  
Hose Grip Pliers Set



**T46059** 8pc Electrical  
Precision Tool Set



### 1/3 Drawer Trays

A

2



**T32791** 7pc "Power Grip" Screwdriver Set (PH & Slotted)



**T32793** 8pc "Power Grip" Screwdriver Set (PH & Slotted)



**T32098** 7pc Super Grip Screwdriver Set (PH & Slotted)



**T32095** 8pc Super Grip Screwdriver Set (PH & Slotted)



**T32093** 7pc Super Grip Screwdriver Set (Star)



**T32185** 6pc Go-Thru Screwdriver Set (PH & Slotted)



**T32190** 8pc Electrical Screwdriver Set (VDE1000V)



**T32173** 7pc Electrical Screwdriver Set (VDE1000V)



**T20680** 7pc Hammer, Chisel & Punch Set



**T29656** 14pc Punch & Chisel Set



**T29654** 11pc Punch & Chisel Set



**T25608** 4pc Scrapers & Hammer Set





## 1/3 Drawer Trays

A



**T23346** 18pc Multi-Use Tool Set (Saw / Screwdriver / Knives / Tape Measures)



**T18400** 4pc 8" Pro Style File Set



**T18407** 9pc Engineer Files & External Thread Restorer File Set



**T46058** 14pc Oil Service Set (Metric)

2



## 1/1 Drawer Trays

A



**T45535** 108pc 1/4", 3/8" & 1/2" Dr. Socket Set (SAE & Metric)



**T45996** 94pc 1/4", 3/8" and 1/2" Dr. Fits-All Socket & Wrench Set (SAE & Metric)



**T40189** 5pc Jumbo Combination Wrench Set (36 - 55mm)



**T40193** 7pc Jumbo Combination Wrench Set (30 - 55mm)

## 1/1 Drawer Trays

A

2



**T28964** 12pc Master Pliers Set



**T46056** 76pc Screwdriver & Wrench Set (SAE & Metric)



**T46055** 28pc Multi-Use Tool Set



**T32179** 8pc Pry & Wrecking Bar Set

## Organizer Trays



**T47011** 1-Compartment Tray

- Size: 22.2" x 3" x 1.6" (564mm x 75mm x 40mm)



**T47012** 2-Compartment Tray

- Size: 13.4" x 7.3" (342mm x 185mm)

**T47013** 4-Compartment Tray

- Size: 13.4" x 7.3" (342mm x 185mm)

**T47014** 8-Compartment Tray

- Size: 13.4" x 7.3" (342mm x 185mm)

**T47010** 3pc Drawer Organizer Tray Set

- Size: 13.4" x 7.3" (342mm x 185mm)
- 1 - 2 Slots , 1 - 4 Slots , 1 - 8 Slots



## Chest Tool Program



1/4 Drawer Trays

**B**



**T45033** 31pc 1/4" Dr.  
Socket Set (Metric)



**T45085** 40pc 1/4" Dr.  
Socket Set (SAE & Metric)



**T45239** 16pc 3/8" Dr.  
Socket Set (Metric)



**T45285** 22pc 3/8" Dr.  
Socket Set (SAE & Metric)



**T40171** 8pc Combination  
Wrench Set (10-19mm)



**T40090** 8pc Combination  
Wrench Set (5/16" - 3/4")



**T22939** 27pc Hex & Star  
Wrench Set (Metric)



**T22938** 27pc Hex & Star  
Wrench Set (SAE & Metric)



1/4 Drawer Trays

B

2



**T41993** 5pc Flare Nut Wrench Set  
(9 x 11 - 16 x 18mm)



**T39820** 3pc Adjustable Wrench Set



**T39821** 3pc Adjustable Wrench Set




**T28391** 3pc Professional Pliers Set



**T28392** 3pc High Leverage Pliers Set



**T28396** 2pc Professional Pliers Set



**T28397** 2pc Professional Pliers Set



**T28958** 3pc High Leverage Pliers Set



**T73335** 4pc Snap Ring Pliers Set



**T32794** 5pc Screwdriver Set (PH & Slotted)



**T32164** 7pc Electrical Screwdriver Set (VDE1000V)



**T32157** 17pc Precision Screwdriver Set





1/4 Drawer Trays

B




**T33273** 34pc Bits  
& Magnetic Tray Set



**T23230** 8pc Knife & Tape  
Set



**T29245** 5pc Measuring  
Tool Set



**T46060** 3pc Electrical  
Tool Kit



**T15810** 121pc Crimping  
Tool Set



**T35901** 17pc Tap & Die Set



**T46061** 8pc Telescopic  
& Pick Set



1/2 Drawer Trays

B



**T45408** 21pc 1/2" Dr. Socket Set  
(Metric)



**T32894** 8pc Comfort Grip Screwdriver  
Set (PH & Slotted)



**T28390** 5pc Professional Pliers Set



2

**T47002 Metal Case**



Measurement	Width	Depth	Height
Dimension	13.7" 350mm	7.7" 195mm	6.1" 155mm

**T47003 Metal Case**



Measurement	Width	Depth	Height
Dimension	17.1" 435mm	7.7" 195mm	7.2" 183mm

**T47004 3-Tier Canti-Lever Metal Case**



Measurement	Width	Depth	Height
Dimension	16" 410mm	8.7" 220mm	11.6" 295mm

**T47005 5-Tier Canti-Lever Metal Case**



Measurement	Width	Depth	Height
Dimension	18.5" 470mm	8.7" 220mm	14" 355mm

**T47049 4-Drawer Tool Chest**



Ball Bearing Slide Construction



Measurement	Width	Depth	Height
Dimension	21.2" 540mm	10.1" 257mm	12.9" 328mm
2-Drawer	8.4" 213mm	8.9" 225mm	1.5" 38mm
1-Drawer	18" 455mm	8.9" 225mm	1.5" 38mm
1-Drawer	18" 455mm	8.9" 225mm	2.1" 54mm

**T47052 3-Drawer Tool Chest**

B

Ball Bearing Slide Construction



Measurement	Width	Depth	Height
Dimension	26" 660mm	12" 305mm	9.8" 250mm
2-Drawer	22.4" 569mm	10.8" 275mm	1.6" 41mm
1-Drawer	22.4" 569mm	10.8" 275mm	2.5" 64mm





**T47064 6-Drawer Tool Chest**



Ball Bearing Slide Construction

B

Measurement	Width	Depth	Height
Dimension	26" 660mm	12" 305mm	15" 380mm
3-Drawer	6.7" 170mm	10.8" 275mm	1.6" 41mm
2-Drawer	22.4" 569mm	10.8" 275mm	1.6" 41mm
1-Drawer	22.4" 569mm	10.8" 275mm	2.5" 64mm

**T47059 4-Drawer Tool Chest**



Ball Bearing Slide Construction

B

Measurement	Width	Depth	Height
Dimension	26" 660mm	12" 305mm	15" 380mm
3-Drawer	22.4" 569mm	10.8" 275mm	1.6" 41mm
1-Drawer	22.4" 569mm	10.8" 275mm	2.5" 64mm

**T47057 5-Drawer Tool Chest**



Ball Bearing Slide Construction

A

Measurement	Width	Depth	Height
Dimension	26" 660mm	18" 455mm	19" 483mm
2-Drawer	22.7" 576mm	16.1" 410mm	1.7" 44mm
3-Drawer	22.7" 576mm	16.1" 410mm	2.1" 54mm

**T47066 6-Drawer Tool Chest**



Ball Bearing Slide Construction

A

Measurement	Width	Depth	Height
Dimension	26" 660mm	18" 455mm	19" 483mm
5-Drawer	22.7" 576mm	16.1" 410mm	1.7" 44mm
1-Drawer	22.7" 576mm	16.1" 410mm	2.1" 54mm

## 2 T47062 5-Drawer Tool Wagon

Measurement	Width		Depth		Height	
Dimension (w/ Casters)	26.3"	670mm	18.1"	460mm	30.3"	770mm
3-Drawer	22.7"	576mm	16.1"	410mm	2.1"	53mm
2-Drawer	22.7"	576mm	16.1"	410mm	5.3"	135mm

**A**
**Ball Bearing Slide Construction**

**B**
**Ball Bearing Slide Construction**


## T47063 5-Drawer Tool Chest

Measurement	Width		Depth		Height	
Dimension	26"	660mm	12"	305mm	17"	430mm
4-Drawer	22.4"	569mm	10.8"	275mm	1.6"	41mm
1-Drawer	22.4"	569mm	10.8"	275mm	2.5"	64mm

**A**
**Ball Bearing Slide Construction**


## T47078 6-Drawer Tool Wagon

Measurement	Width		Depth		Height	
Dimension (w/ Casters)	26.3"	670mm	18.1"	460mm	30.3"	770mm
5-Drawer	22.7"	576mm	16.1"	410mm	2.1"	53mm
1-Drawer	22.7"	576mm	16.1"	410mm	5.3"	135mm

**Ball Bearing Slide Construction**



## T47073 7-Drawer Tool Wagon

Measurement	Width	Depth	Height
Dimension (w/ Casters)	26.3" 670mm	18.1" 460mm	37" 943mm
5-Drawer	22.7" 576mm	16.1" 410mm	2.1" 53mm
2-Drawer	22.7" 576mm	16.1" 410mm	5.3" 135mm

A

Ball Bearing Slide Construction



## T47079 8-Drawer Tool Wagon

Measurement	Width	Depth	Height
Dimension (w/ Casters)	26.3" 670mm	18.1" 460mm	37" 943mm
7-Drawer	22.7" 576mm	16.1" 410mm	2.1" 53mm
1-Drawer	22.7" 576mm	16.1" 410mm	5.3" 135mm

A

Ball Bearing Slide Construction



## T47084 10-Drawer Tool Wagon

Measurement	Width	Depth	Height
Dimension (w/ Casters)	26.3" 670mm	18.1" 460mm	37.8" 960mm
6-Drawer	22.7" 576mm	16.1" 410mm	1.7" 44mm
3-Drawer	22.7" 576mm	16.1" 410mm	2.1" 54mm
1-Drawer	22.7" 576mm	16.1" 410mm	4.6" 118mm

A

Ball Bearing Slide Construction



**2**

**T47077 2-Drawer Tool Trolley**

Measurement	Width	Depth	Height
Dimension (w/ Casters)	30.2" 767mm	17.5" 445mm	35.6" 905mm
Top-Tray	28.1" 713mm	16" 405mm	3" 75mm
2-Drawer	26.8" 680mm	14.7" 375mm	3.7" 95mm
Bottom-Tray	28.1" 713mm	16" 405mm	3" 75mm

**Ball Bearing Slide Construction**

**T47072 1-Drawer Tool Trolley**

Measurement	Width	Depth	Height
Dimension (w/ Casters)	28.3" 720mm	16.1" 410mm	34.6" 880mm
1-Drawer	22.4" 569mm	10.8" 275mm	2.5" 64mm

**B**
**Ball Bearing Slide Construction**

**T47089 2-Drawer Sliding Top Tool Trolley**

Measurement	Width	Depth	Height
Dimension (w/ Casters)	29.3" 745mm	21.3" 540mm	39.4" 1000mm
2-Drawer	22.2" 565mm	13" 330mm	2" 50mm
2-Drawer	22.2" 565mm	13" 330mm	2" 50mm
1-Tray	27.6" 702mm	14.2" 360mm	3.3" 80mm

**Ball Bearing Slide Construction**




## T47088 3-Drawer Canti-Lever Tool Trolley

Measurement	Width	Depth	Height
Dimension (w/ Casters)	50.8" 1290mm	17.3" 440mm	55.9" 1420mm
4-Tier	14.5" 368mm	9.3" 236mm	0.9" 24mm
Top-Tray	29.5" 756mm	16" 405mm	4" 100mm
1-Drawer	26.8" 680mm	14.6" 370mm	1.8" 45mm
1-Drawer	26.8" 680mm	14.6" 370mm	2.6" 65mm
1-Drawer	26.8" 680mm	14.6" 370mm	3.9" 99mm
Bottom-Tray	29.5" 756mm	16" 405mm	3" 74mm

Ball Bearing Slide Construction

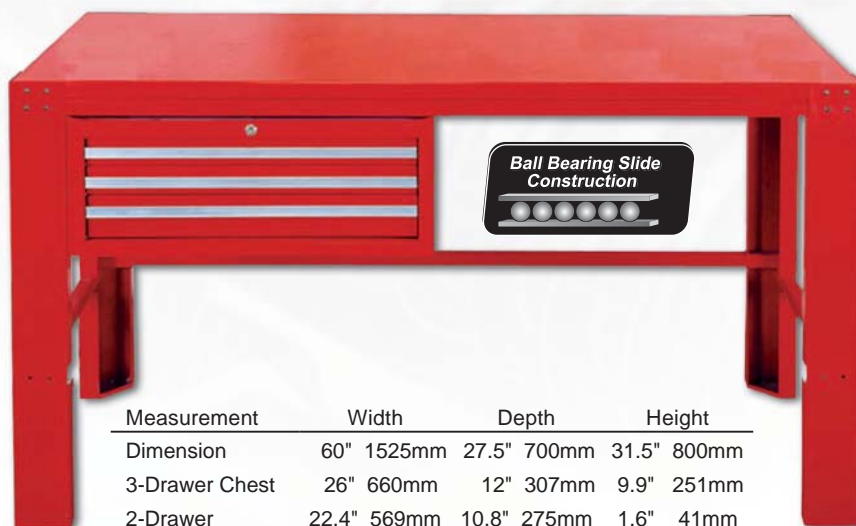


## T47075 6-Drawer Heavy Duty Tool Cabinet

Measurement	Width	Depth	Height
Dimension (w/ Bottom Stand)	26.3" 670mm	25.2" 640mm	44.7" 1135mm
5-Drawer	22.2" 564mm	22" 558mm	3.1" 78mm
1-Drawer	22.2" 564mm	22" 558mm	4.6" 118mm

Ball Bearing Slide Construction

## T47085 Workstation with 3-Drawer Tool Chest



Measurement	Width	Depth	Height
Dimension	60" 1525mm	27.5" 700mm	31.5" 800mm
3-Drawer Chest	26" 660mm	12" 307mm	9.9" 251mm
2-Drawer	22.4" 569mm	10.8" 275mm	1.6" 41mm
1-Drawer	22.4" 569mm	10.8" 275mm	2.5" 64mm

B

**2**

**T47086 11-Drawer Tool Cabinet**

Measurement	Width		Depth		Height	
Dimension (w/ Casters)	30"	764mm	19"	490mm	40.1"	1020mm
2-Drawer	11.7"	298mm	17.5"	446mm	2.7"	68mm
1-Drawer	24.7"	628mm	17.5"	446mm	2.7"	68mm
1-Drawer	24.7"	628mm	17.5"	446mm	4.6"	118mm

**7 Drawers Side Cabinet**

Measurement	Width		Depth		Height	
Dimension (w/ Casters)	15"	382mm	18.1"	460mm	31.2"	795mm
5-Drawer	11.3"	288mm	15"	380mm	2.1"	54mm
2-Drawer	11.3"	288mm	15"	380mm	4.6"	118mm


**T47083 13-Drawer Heavy Duty Tool Cabinet**


Measurement	Width		Depth		Height	
Dimension (w/ Casters)	42"	1070mm	18.1"	460mm	45.3"	1150mm
5-Drawer	11.3"	288mm	16.1"	410mm	2.1"	54mm
5-Drawer	22.7"	576mm	16.1"	410mm	2.1"	54mm
1-Drawer	11.3"	288mm	16.1"	410mm	4.6"	118mm
1-Drawer	22.7"	576mm	16.1"	410mm	4.6"	118mm
1-Drawer	36.5"	927mm	16.1"	410mm	4.6"	118mm





## T47074 13-Drawer Heavy Duty Tool Cabinet

**2**

**A**


Measurement	Width	Depth	Height
Dimension (w/ Casters)	53" 1358mm	18.1" 460mm	45.3" 1150mm
10-Drawer	22.7" 576mm	16.1" 410mm	2.1" 54mm
2-Drawer	22.7" 576mm	16.1" 410mm	4.6" 118mm
1-Drawer	47.8" 1215mm	16.1" 410mm	4.6" 118mm

### Magnetic Side Hanging Trays

**T47026**

**T47027**

**T47028**

**T47029**


Model	Size (mm)	Magnet
<b>T47026</b>	150(L) x 115(W) x 31(D)	1
<b>T47027</b>	210(L) x 115(W) x 31(D)	3
<b>T47028</b>	270(L) x 115(W) x 31(D)	2
<b>T47029</b>	310(L) x 115(W) x 31(D)	2
<b>T47018</b>	4pc Magnetic Side Hanging Tray Set	

### Magnetic Spray Can Holder w/ Screwdriver Insert Holes

- Spray can holder for diameter 3" (76mm) bottles
- Strong magnet for firm attachment
- Screwdriver insert holes for convenience


**T47019**

**T47020**

Model	Spray Can	Screwdriver Hole
<b>T47019</b>	2	5
<b>T47020</b>	3	7



2

### Magnetic Socket Holder

- 18" (450mm) Aluminum rail



Model	Size
<b>T21105</b>	1/4" Dr.
<b>T21106</b>	3/8" Dr.
<b>T21107</b>	1/2" Dr.

### Magnetic Socket Holder

- Magnetic bracket and pre-drilled holes for quick mounting



Model	Size	Length
<b>T21108</b>	1/4" Dr.	8" (200mm)
<b>T21109</b>	3/8" Dr.	12" (300mm)
<b>T21110</b>	1/2" Dr.	12" (300mm)

### T47021 Magnetic Socket Holder

- Magnetic tools tray holds 3/8" or 1/2" Dr. sockets



\* Sockets not included

### T47024 15" Side Panel

- Side table and paper roll holder
- Made to fit on the side of tool wagons



\* Paper rolls not included

### T47022 7pc Magnetic Wrench Holder



\* Wrenches not included

### T47017 Magnetic Glove Dispenser

- Great for storing gloves of all sizes



### T47025 Side Bumpers

Rubber side bumper for added protection



### T47016 Foldable T-Bar Holder



### T47015 Magnetic Tissue Holder

- Versatile design holds different lengths of paper towels

